

Scaled data based on original data using
LM-79-08 Approved Method: Electrical and Photometric Measurements of Solid-
State Lighting Products

Test Report Prepared for
Cooper Lighting Solutions
(formerly Eaton)

Brand: McGRAW-EDISON

Report Number: P594064

Luminaire Tested: **ISC-PA1B-740-U-5WQ**

Issue Date: 3/22/2022

Test Information

Test Method: LM-79-08
Report Number: P594064
TEST IS SCALED FROM IESNA LM-79-08 TEST DATA (G1-2201-510-14)
Test Lab: INNOVATION CENTER
Issue Date: 3/22/2022
Manufacturer: COOPER LIGHTING SOLUTIONS (FORMERLY EATON)
Product Line: McGRAW-EDISON
Catalog Number: ISC-PA1B-740-U-5WQ
Description: IMPACT ELITE LED CYLINDER LUMINAIRE
(1) 70 CRI, 4000K, 450mA LIGHT ENGINE WITH 24 LEDS AND TYPE V WIDE OPTICS
Light Source: -
Ballast/Driver: ELECTRONIC DRIVER

Summary

Lumens per Lamp: N/A
Luminaire Lumens: 5318 lumens
Efficiency: N/A
Efficacy: 146.1 lumens/watt
Luminous Opening: Rectangular (W 0.75' x L: 0.5' x H: 0')
IES Classification: Type V - Medium
BUG Rating: B3 - U0 - G2

Input Watts (W): 36.4
Input Voltage (V): NR
Input Current (Ain): NR
Voltage Rise (V): NR
Power Factor: NR
Total Harmonic Distortion (THDi): NR
Frequency (hertz): 60
Stabilization Time: NR
Operation Time: NR
Ambient Temperature (°C): NR
Test Distance: 28.75 FT

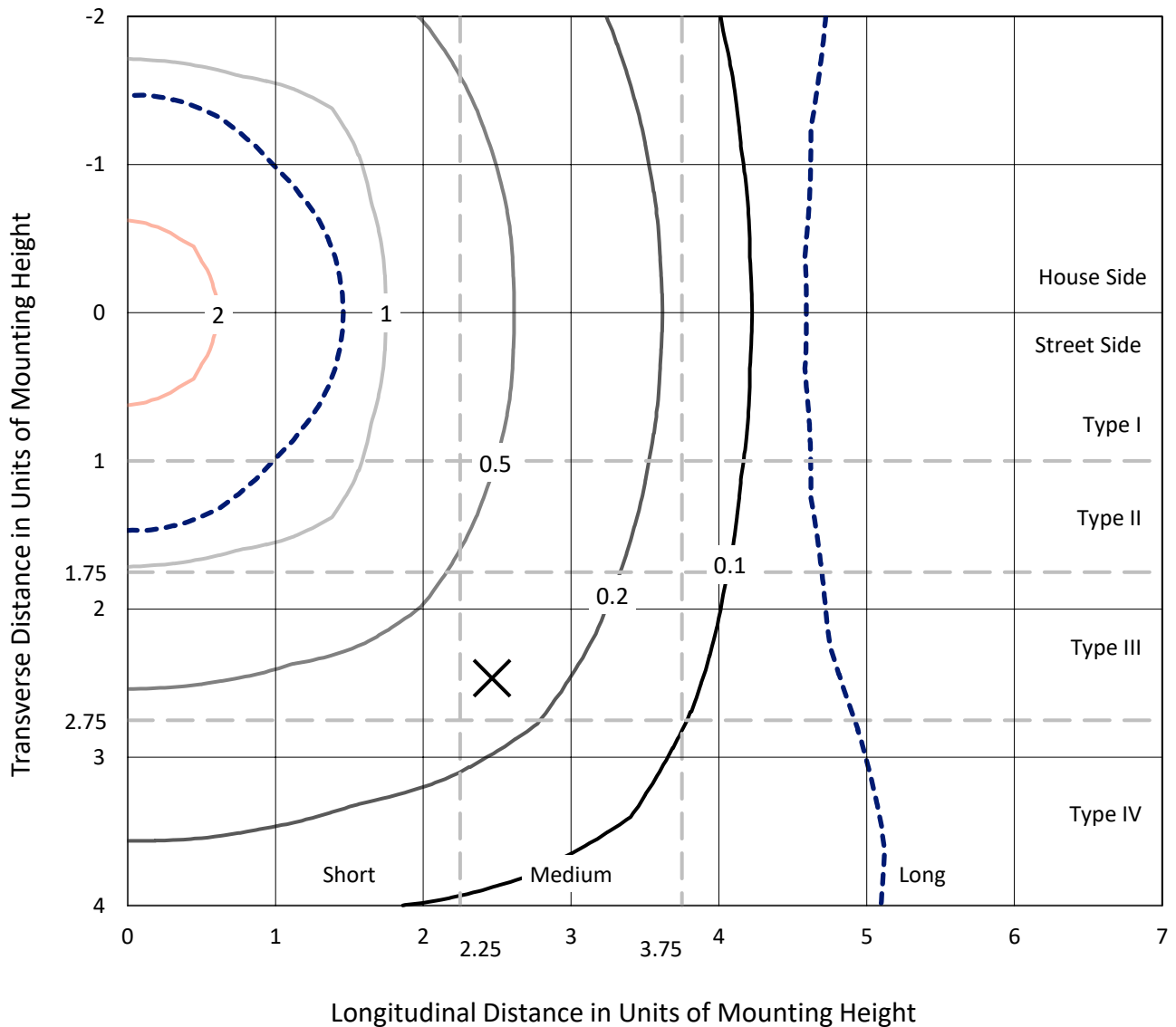




REPORT NUMBER: P594064
 CATALOG NUMBER: ISC-PA1B-740-U-5WQ

Iso-Footcandle Lines of Horizontal Illumination

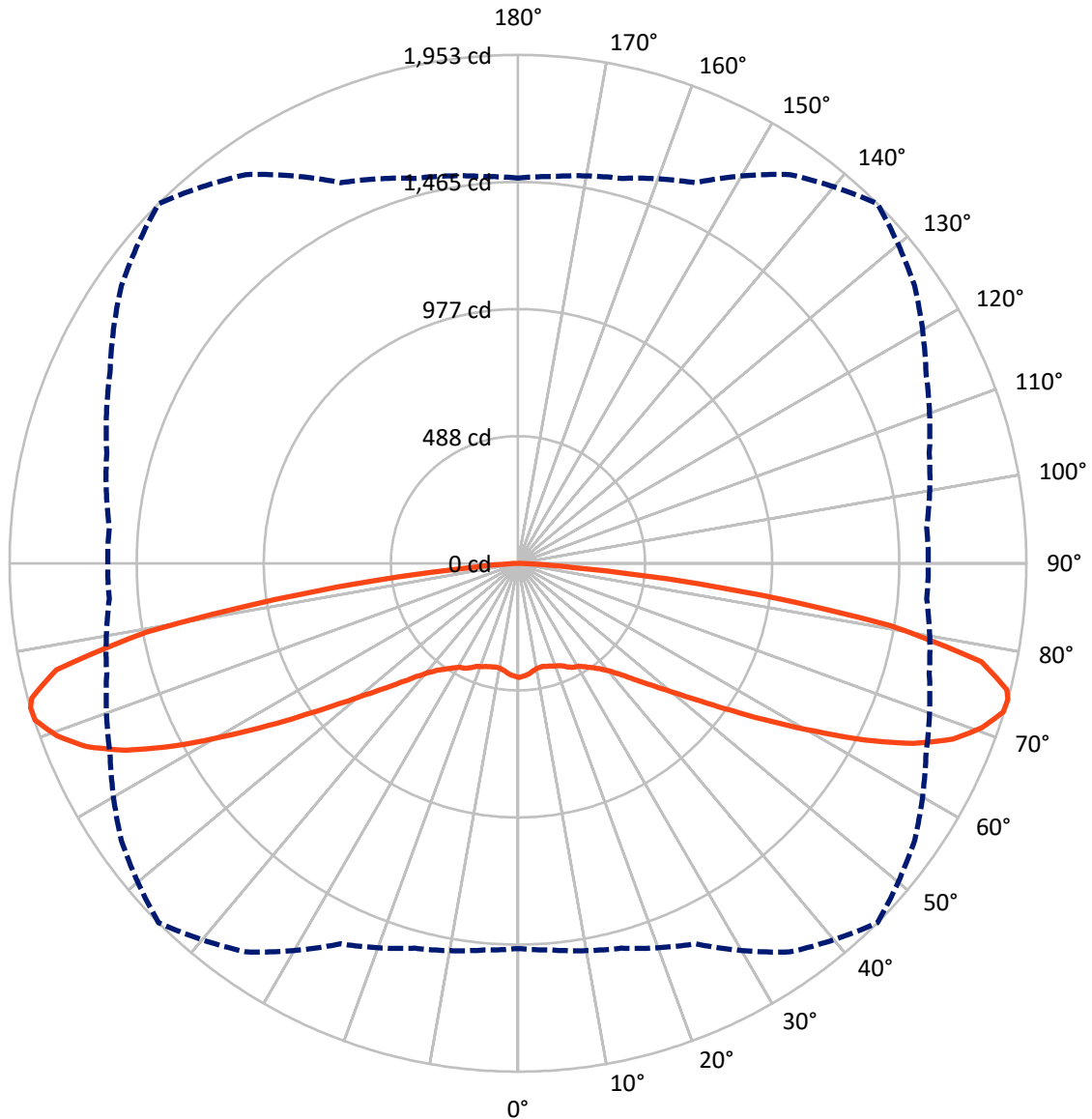
× Max cd
 - - - 1/2 Max cd



Based on 12 foot mounting height. Maximum calculated value = 3 fc
 Type V - Medium - N/A

REPORT NUMBER: P594064
CATALOG NUMBER: ISC-PA1B-740-U-5WQ

Luminous Intensity Polar Plot



— Vertical Plane Through 45-Deg Lateral - - - Horizontal Cone Through 74-Deg Vertical

REPORT NUMBER: P594064
 CATALOG NUMBER: ISC-PA1B-740-U-5WQ

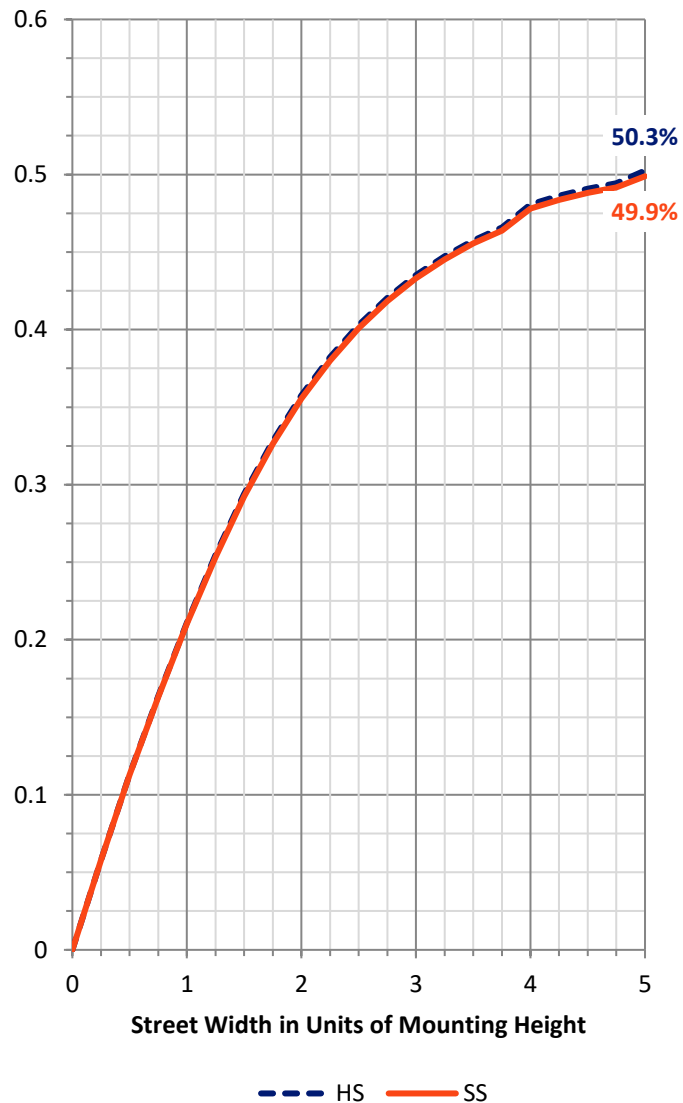
FLUX DISTRIBUTION:

		Downward	Upward	Total
House Side	Lumens	2659.0	0.0	2659.0
	% Fixture	50.0	0.0	50.0
Street Side	Lumens	2659.0	0.0	2659.0
	% Fixture	50.0	0.0	50.0
Total	Lumens	5318.0	0.0	5318.0
	% Fixture	100.0	0.0	100.0

ZONAL LUMENS:

Zone	Lumens	% Fixture
0°-10°	40.2	0.8
10°-20°	117.8	2.2
20°-30°	203.5	3.8
30°-40°	311.6	5.9
40°-50°	507.0	9.5
50°-60°	879.2	16.5
60°-70°	1456.1	27.4
70°-80°	1575.5	29.6
80°-90°	227.0	4.3
90°-100°	0.0	0.0
100°-110°	0.0	0.0
110°-120°	0.0	0.0
120°-130°	0.0	0.0
130°-140°	0.0	0.0
140°-150°	0.0	0.0
150°-160°	0.0	0.0
160°-170°	0.0	0.0
170°-180°	0.0	0.0
0°-90°	5318.0	100.0
0°-180°	5318.0	100.0

Coefficient of Utilization



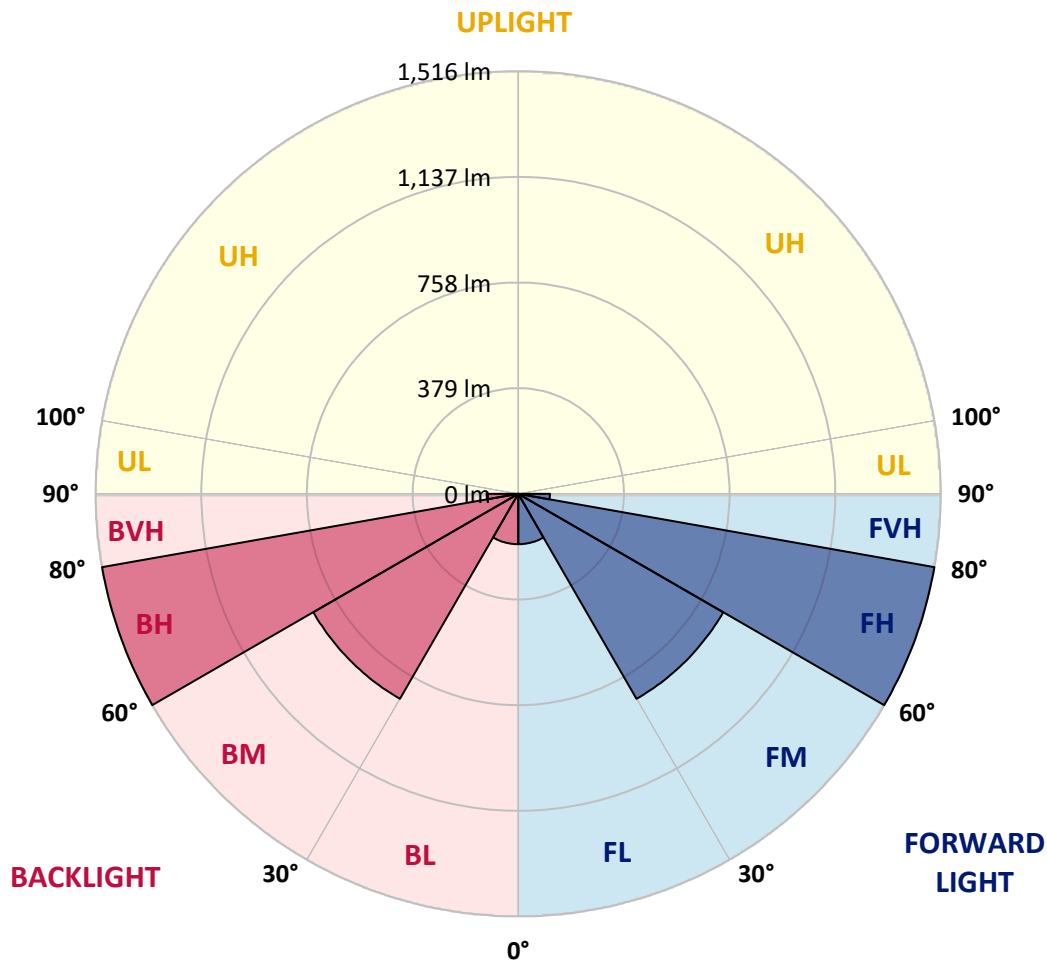
REPORT NUMBER: P594064
 CATALOG NUMBER: ISC-PA1B-740-U-5WQ

LUMINAIRE CLASSIFICATION SYSTEM LUMEN TABLE AND BUG RATING:

Zone	Lumens	% Fixture	Zone Rating/Lumen Limit		
			B	U	G
FL (0°-30°)	180.8	3.4			
FM (30°-60°)	848.9	16.0			
FH (60°-80°)	1515.8	28.5			G1/1800
FVH (80°-90°)	113.5	2.1			G2/225
BL (0°-30°)	180.8	3.4	B1/500		
BM (30°-60°)	848.9	16.0	B1/1000		
BH (60°-80°)	1515.8	28.5	B3/2500		G1/1800
BVH (80°-90°)	113.5	2.1			G2/225
UL (90°-100°)	0.0	0.0		U0/0	
UH (100°-180°)	0.0	0.0		U0/0	

BUG Rating: B3-U0-G2

Type V Medium





REPORT NUMBER: P594064
 CATALOG NUMBER: ISC-PA1B-740-U-5WQ

CANDELA DISTRIBUTION (FULL):

	0°	5°	15°	25°	35°	45°	55°	65°	75°	85°	90°
0°	438.7	438.7	438.7	438.7	438.7	438.7	438.7	438.7	438.7	438.7	438.7
2.5°	432.4	433.7	433.7	432.4	433.7	433.7	433.7	434.9	433.7	436.2	434.9
5°	426.1	426.1	427.3	426.1	426.1	427.3	426.1	428.6	427.3	429.9	427.3
7.5°	416.0	416.0	416.0	416.0	417.2	417.2	417.2	419.8	419.8	419.8	418.5
10°	413.4	412.2	412.2	409.6	409.6	409.6	408.4	412.2	413.4	416.0	414.7
12.5°	414.7	414.7	412.2	409.6	408.4	407.1	407.1	410.9	414.7	416.0	416.0
15°	419.8	419.8	416.0	410.9	410.9	410.9	409.6	410.9	417.2	419.8	417.2
17.5°	423.5	422.3	418.5	416.0	416.0	414.7	414.7	414.7	418.5	422.3	422.3
20°	429.9	429.9	424.8	422.3	422.3	421.0	419.8	418.5	422.3	427.3	426.1
22.5°	438.7	436.2	432.4	429.9	428.6	427.3	424.8	426.1	428.6	432.4	432.4
25°	445.0	445.0	441.2	440.0	441.2	441.2	437.5	434.9	436.2	440.0	440.0
27.5°	447.6	447.6	445.0	445.0	450.1	452.6	447.6	442.5	440.0	443.8	442.5
30°	457.7	457.7	455.2	453.9	457.7	458.9	456.4	452.6	451.4	455.2	453.9
32.5°	475.4	474.1	470.3	466.5	467.8	474.1	469.1	467.8	467.8	471.6	472.9
35°	495.6	493.1	489.3	485.5	486.8	493.1	488.0	488.0	489.3	494.3	494.3
37.5°	524.7	522.2	517.1	508.3	507.0	514.6	513.3	514.6	519.6	522.2	524.7
40°	556.3	555.0	548.7	541.1	539.9	544.9	546.2	548.7	553.8	556.3	557.6
42.5°	601.8	599.3	589.2	581.6	580.3	586.6	589.2	591.7	598.0	600.6	603.1
45°	657.4	656.2	644.8	636.0	632.2	641.0	641.0	643.5	649.9	654.9	654.9
47.5°	718.1	716.9	708.0	697.9	699.2	705.5	704.2	705.5	710.5	715.6	719.4
50°	786.4	782.6	772.5	770.0	776.3	782.6	777.6	776.3	783.9	786.4	785.1
52.5°	861.0	857.2	852.1	852.1	867.3	878.7	874.9	863.5	863.5	862.3	861.0
55°	949.5	947.0	945.7	952.0	977.3	1000.1	986.2	964.7	955.8	950.8	953.3
57.5°	1041.8	1035.5	1046.9	1060.8	1111.3	1144.2	1122.7	1082.3	1069.6	1059.5	1054.4
60°	1135.4	1132.8	1149.3	1182.1	1254.2	1309.8	1280.8	1213.7	1191.0	1168.2	1168.2
62.5°	1226.4	1223.9	1247.9	1298.5	1412.2	1494.4	1441.3	1356.6	1312.4	1278.2	1273.2
65°	1336.4	1332.6	1359.1	1413.5	1565.2	1668.9	1601.9	1490.6	1437.5	1390.7	1384.4
67.5°	1426.1	1426.1	1461.5	1528.6	1694.2	1802.9	1719.5	1623.4	1561.4	1513.4	1508.3
70°	1512.1	1519.7	1546.3	1612.0	1792.8	1891.4	1815.6	1729.6	1674.0	1625.9	1620.9
72.5°	1548.8	1558.9	1585.5	1649.9	1835.8	1950.8	1862.3	1763.7	1704.3	1656.3	1649.9
74°	1480.5	1491.9	1531.1	1613.3	1823.1	1953.4	1859.8	1729.6	1636.0	1576.6	1576.6
75°	1403.4	1418.6	1465.3	1553.8	1796.6	1939.5	1833.3	1675.2	1545.0	1475.5	1479.3
77.5°	1082.3	1115.1	1165.7	1304.8	1612.0	1820.6	1629.7	1344.0	1135.4	1031.7	1029.2
80°	308.5	354.0	469.1	778.8	1225.1	1450.2	1197.3	795.3	561.4	427.3	410.9
82.5°	74.6	87.2	120.1	220.0	523.4	819.3	593.0	260.4	156.8	102.4	82.2
85°	31.6	34.1	54.4	75.9	144.1	217.5	137.8	88.5	64.5	29.1	27.8
87.5°	11.4	12.6	20.2	20.2	30.3	17.7	31.6	21.5	22.8	7.6	7.6
90°	0.0	0.0	0.0	0.0	0.0	0.0	0.0	0.0	0.0	0.0	0.0

(END OF REPORT)